



YLI ELECTRONIC

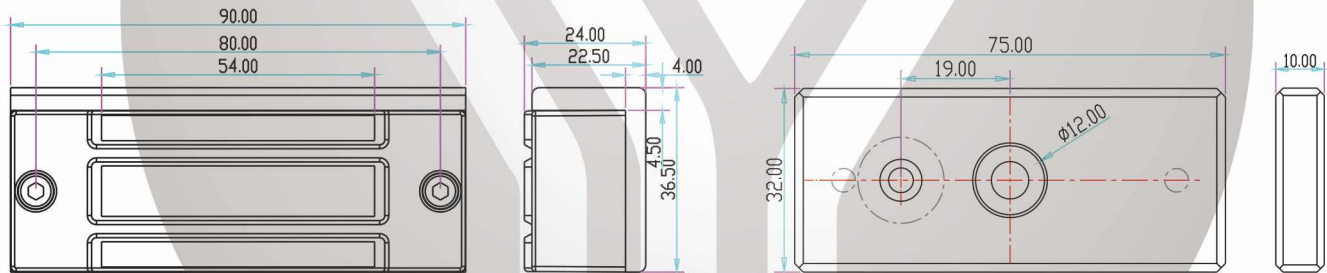


Mini Magnetic Lock

Specification

Model	YM-70N	YM-70N-S
Dimension	90Lx36.5Wx24H(mm)	90Lx36.5Wx24H(mm)
Armature plate	75Lx32Wx10H(mm)	75Lx32Wx10H(mm)
Voltage	DC 12Vor DC 24V	DC 12Vor DC 24V
Current	12V/220mA±10%; 24V/110mA±10%	12V/220mA±10%; 24V/110mA±10%
Holding force	70kg(140Lbs)	70kg(140Lbs)
Signal output	NO	Lock signal(NO/COM)
Suitable for	File cabinet, Display cabinet	File cabinet, Display cabinet
Cover finish	Anodized aluminum	Anodized aluminum
Operating temp	-10~+55℃(14-131F)	-10~+55℃(14-131F)
Weight	0.7kg	0.7kg

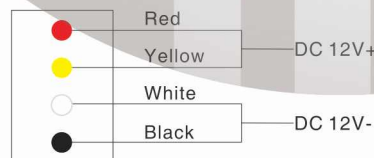
Dimension(unit:mm)



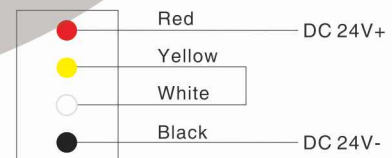
Circuit board diagram

MINI Magnetic Lock

DC 12V Input

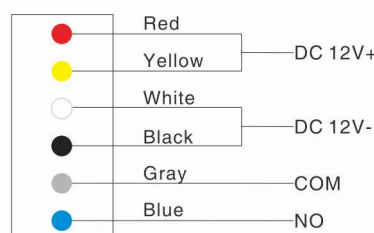


DC 24V Input



MINI Magnetic Lock with Signal Output

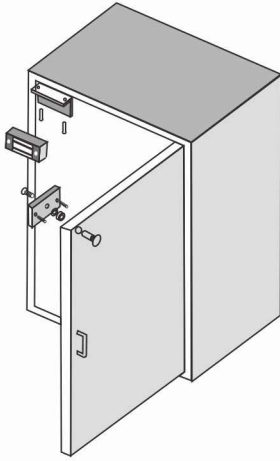
DC 12V Input



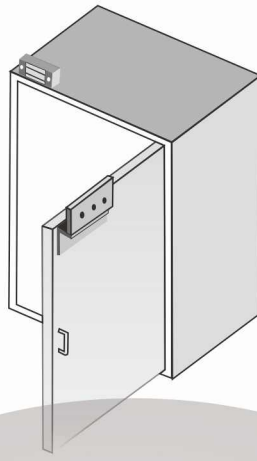
DC 24V Input



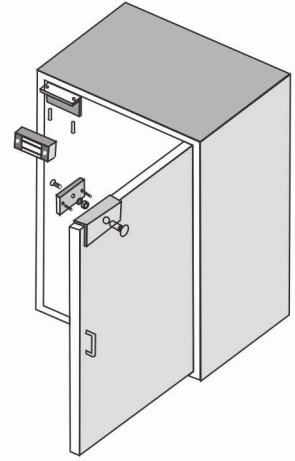
Installation



Demonstration of Standard Installation



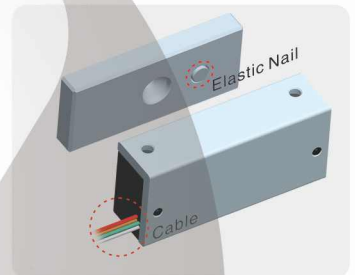
Demonstration of Z Bracket Installation



Demonstration of UL Bracket Installation

⚠ Caution:

- A. The screw of armature plate should not be fixed too tight. Proper elasticity should be guaranteed for the rubber ring so that the armature plate can adjust itself to the appropriate position.
- B. Please keep the surface of the lock clean, or the force will be reduced because of the dust, glue or scotch tape on it.
- C. Installation for magnetic lock with signal output: direction of armature plate, elastic nail shouldn't be on the same side with hole(see chart)



Wiring Diagram

